

Abby Martin

Sustainable Schools
AmeriCorps

Education and Outreach at
South Tama County Schools



Introduction

Served for Green Iowa AmeriCorps in multiple different capacities

Currently serving for Sustainable Schools AmeriCorps at

South Tama County CSD in an 11 month term



Green Iowa AmeriCorps

Largest Environmental AmeriCorps program in the state of Iowa.

Our main focus is community education and home weatherization

Operated out of the CEEE at UNI

Weatherized by



www.greeniowaamericorps.org



GREEN IOWA
AMERICORPS



Overall Take Away

Building connections will help you be successful.

Building a connection will help build trust for other to believe what you are saying is true.



South Tama County Demographics

Approximately 2,300 students

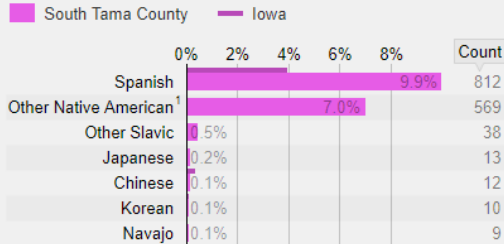
Near Meskwaki Settlement

Language Spoken At Home in South Tama County Community School District

(198) Language Spoken At Home

Percentage of the total population living in households in which a given language is spoken at home.

Scope: population of Iowa and South Tama County Community School District



Count number of people speaking given language at home

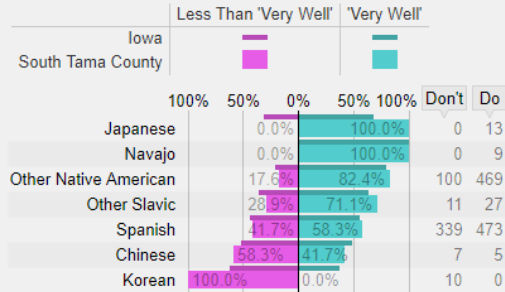
¹ Apache, Cherokee, Dakota, Pima, Yupik

² Dutch, Pennsylvania Dutch, Afrikaans ³ Danish, Norwegian, Swedish

(199) Speaking English 'Very Well'

Percentage of people living in households in which a given language is spoken at home.

Scope: population of Iowa and South Tama County Community School District



Don't number of people that don't speak English 'very well'

Do number of people that do speak English 'very well'



Plate Food Waste in K-12 Schools in Iowa

Lunch Food Waste

2015 – 2017

School District	Students Served (per day)	Plate Food Waste Generated Daily (lbs/day)	Plate Food Waste Generated Yearly (lbs [tons]/year)	Plate Food Waste Generated Per Student Per Lunch (lbs/meal)	Food Waste Generated Per Student Per Year (lbs/year)
Chariton CSD – 4 schools	781	211.2	30,016 [19]	0.3	49
Davis County CSD – 3 schools	846	239.1	43,038 [22]	0.3	51
Glidden Ralston CSD – 1 school	270	55.6	10,008 [5]	0.2	37
Harlan CSD – 3 schools	1,380	268	48,240 [24]	0.2	35
Howard - Winneshiek CSD – 2 schools	1,200	488.6	87,948 [44]	0.4	73
Marquette Catholic Schools – 1 school	245	132.8	23,904 [12]	0.5	98
Oelwein CSD – 5 schools	1,126	311.6	56,088 [28]	0.3	50
Okoboji Middle School – 1 school	256	155.2	27,936 [14]	0.6	109
South Tama County CSD – 3 schools	1,075	856	154,080 [77]	0.8	143

Share table

What is it?

Free to students, it's already been paid for

Food Service director concerned about regulations

Binder of all regulations (Milk)



Share Table Continued..

Elementary:

Juice, applesauce, peaches and bananas

March 12th-May 5th: 416 items diverted

High School:

Juice, applesauce, cereal and bananas

March 22nd- May 18th: 142

(Serves about half as students in elementary)



Compost

Cooks helped with compost

100 lbs of food waste- 2 days

100 lbs of sawdust- shop

Started March 1st- May 1st



Paper recycling


Tama Paperboard makes product

Average \$100 or below April-May \$400-\$500

Students do it for service hours

New for Fall Mrs. Chyma

Also working to be a community support plan





This all happened because I took the time to build a relationship with teachers and students.



- Quick background of Green Iowa AmeriCorps Sustainable Schools Program and demographics of the students at STC - poverty, number of students in the district, graduation rates, and etc. (whatever is relevant)
- Barriers and challenges (I'd love you to talk about your difficulties with administration and Ursula)
- How you overcame them
- Barriers you're still trying to overcome
- Outcomes of implementing strategies and techniques to prevent and reduce food waste (statistics are good on a slide or two here)
- Any take-aways you think are important for people wanting to replicate your work
- Future plans to continue your work at STC and what you will be working on next